



Parks

Box Street Park

Located near Box and Commercial Street,
in the Borough of Brooklyn.

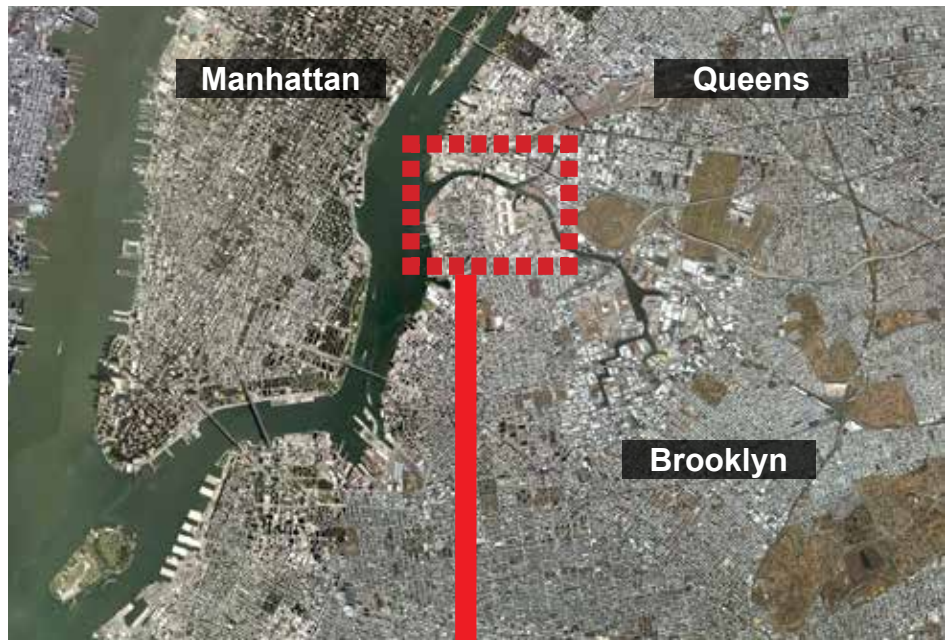
Preliminary Design - Community Board 1 Parks Committee Meeting
May 29, 2019



Total Budget: \$21.7m
Mayor, Bill de Blasio - \$16.7m FY17
Private funding - \$5m

Project Size: 2.5 acres

NYCEDC



City NTS



Neighborhood NTS



Site NTS



NYCEDC




Box Street Park | Project Location


NYC Parks

Flood Hazard Zones

2015 Preliminary 100-year Floodplain

 1% Annual Chance Floodplain (100 Year Floodplain) The area that has a 1% chance of flooding in any given year.

2050s Projected 100-year Floodplain

 The potential areas that could be impacted by the 100-Year flood in the 2050s based on projections of the high-estimate 90th percentile sea level rise scenario (NYC Panel on Climate Change (NPCC) 2015 data).



Source:
NYC Office of Resiliency and Recovery
<https://maps.nyc.gov/resiliency/>



NYCEDC



Box Street Park | Flood Risk



Land Use Categories

- 1 And 2 Family Residential
- Multi-Family Residential
- Mixed Use
- Open Space And Outdoor Recreation
- Commercial
- Institutional
- Industrial
- Parking
- Transportation / Utilities
- Vacant Lots



Box Street Park



NYCEDC



Box Street Park | Surrounding Land Use



Box Street Park

Expanded Newtown Barge Playground
Multipurpose ballfield
Waterfront esplanade

Greenpoint Playground
Playground
Spray Showers

Transmitter Park
Playground
Spray Showers

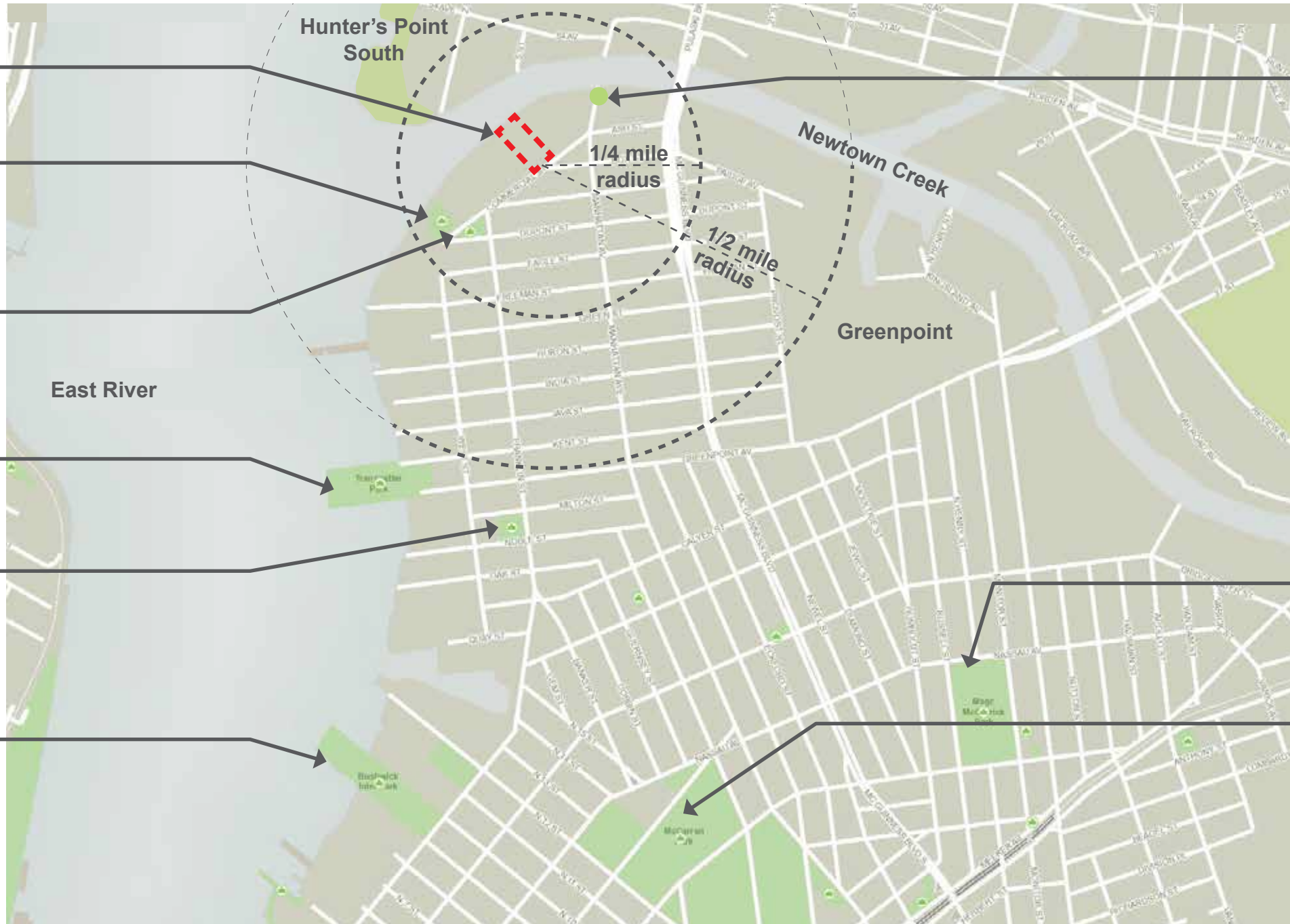
American Playground
Playgrounds
Basketball courts
Handball courts
Spray showers

Bushwick Inlet Park
Playgrounds
Athletic fields

Manhattan Avenue Street End Park

Msgr. McGolrick Park
Spray showers
Playgrounds
Dog-friendly areas

McCarren Park
Athletic fields
Fitness equipment
Outdoor pools
Spray showers
Recreation centers
Playgrounds
Tennis courts



NYCEDC



Box Street Park | Neighborhood Context





Context Plan



NYCEDC

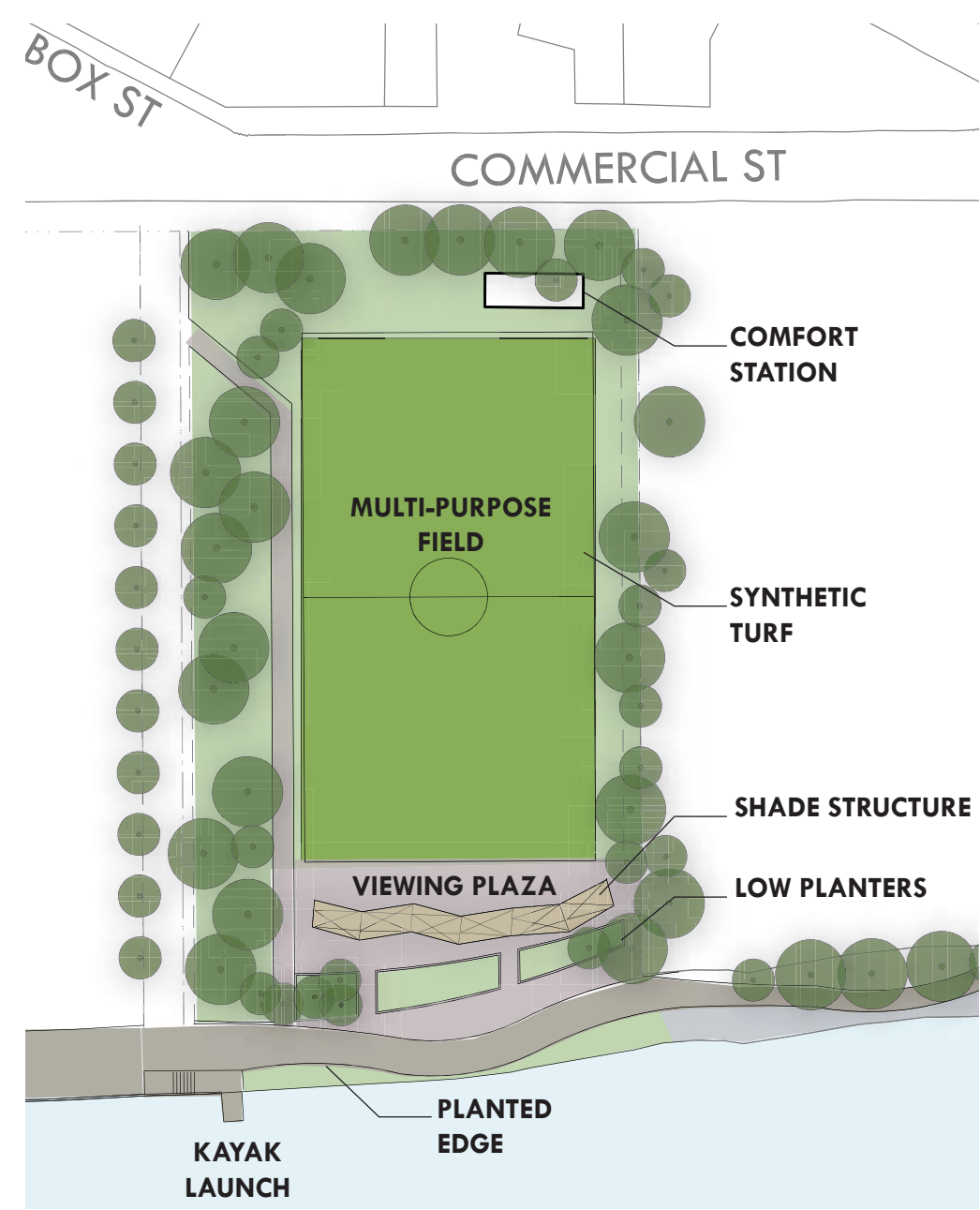


Box Street Park | Concept from 2009 Greenpoint Williamsburg Open Space Master Plan





Planned and Future Development



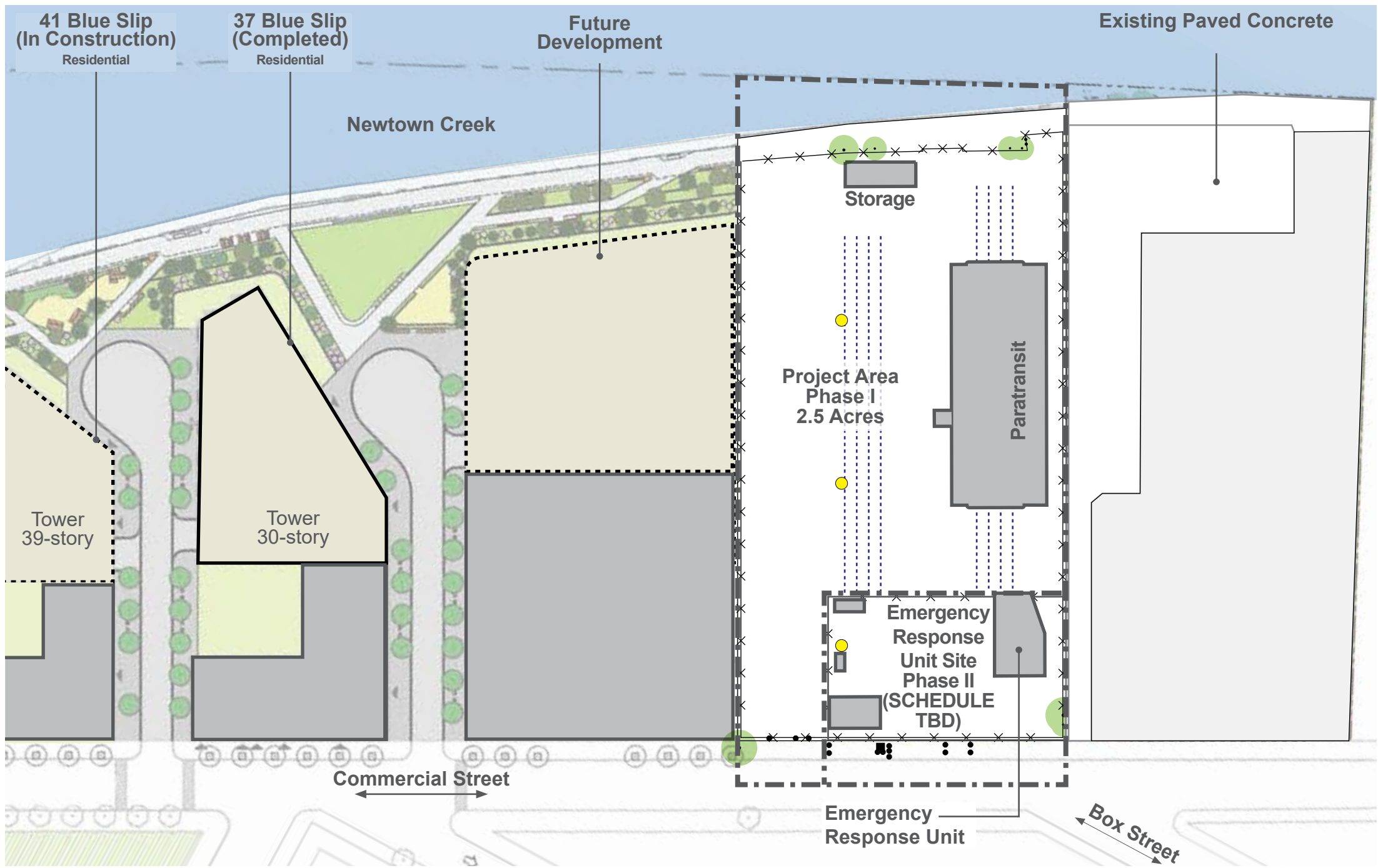
Box Street Park Plan



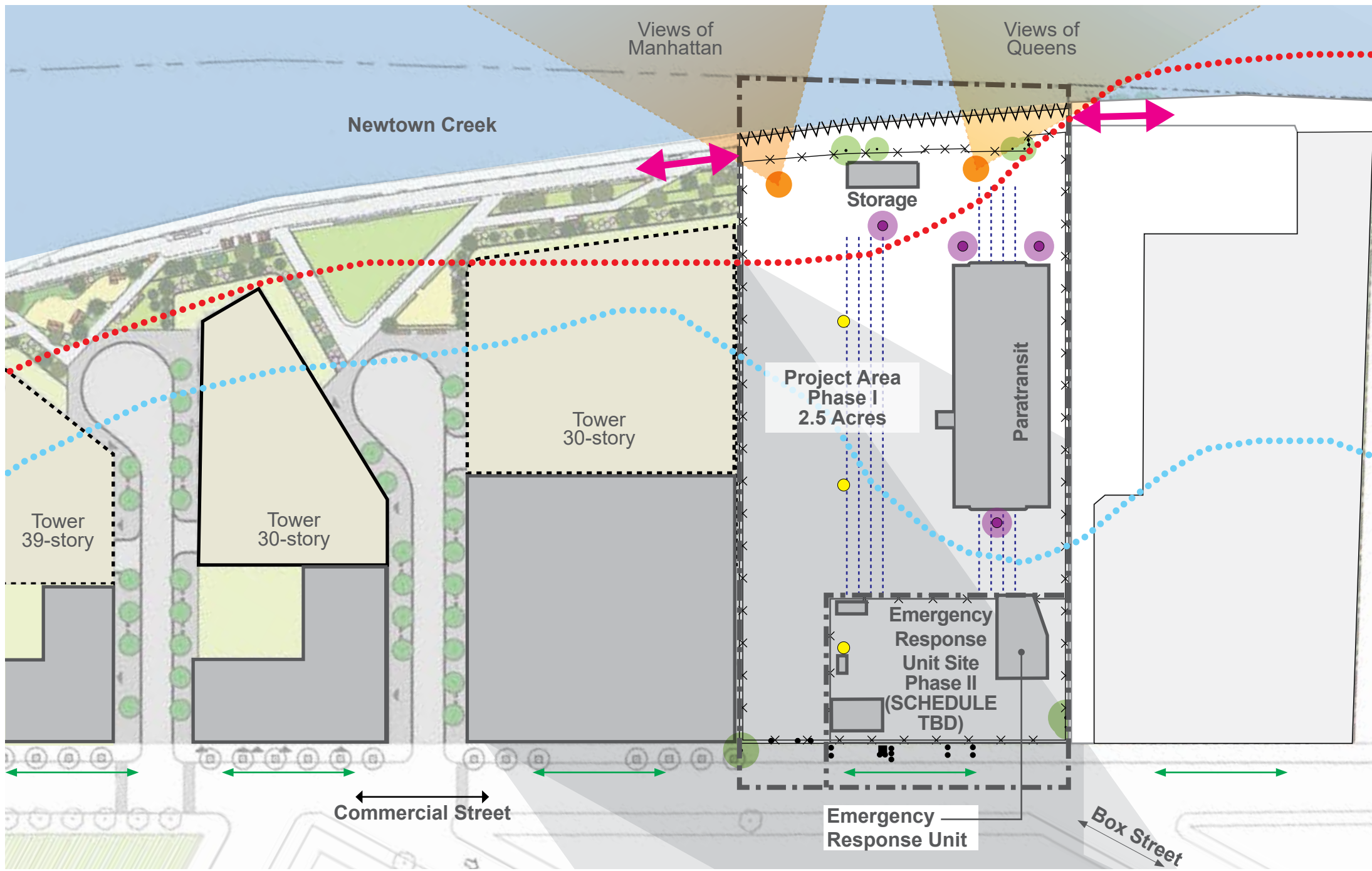
NYCEDC



Box Street Park | Concept from 2009 Greenpoint Williamsburg Open Space Master Plan



- ### Legend
- Project Limit
 - ×××× Existing Fence
 - Existing Building or Structure
 - Future Building
 - ↔ Traffic
 - Existing Track Locations
 - Existing Light Pole
 - Existing Tree



- ### Legend
- Project Limit
 - ×××× Existing Fence
 - Existing Building or Structure
 - Future Building
 - ↔ Traffic
 - Existing Track Locations
 - Existing Light Pole
 - Existing Tree
 - ↔ Future Pedestrian Connection
 - Existing Bulkhead to be repaired
 - Limit of Moderate Wave Action (+12')
 - Zone AE (Base Flood Elevation +11')
 - Future Afternoon Shade (June 21)
 - View Shed
 - Contamination Hot Spots
 - ↔ Future Bike Path



1 Northwest view of entrance at Commercial Streets.



2 Northwest view across parking lot, towards Newtown Creek.



NYCEDC



Box Street Park | Site Photos



Northeast view across parking lot, towards Newtown Creek.



Southeast view of existing ERU building.



NYCEDC



Box Street Park | Site Photos

NYC Parks



5

View of Northwest corner at waterfront.



6

Northwest view of existing storage building.



NYCEDC



Box Street Park | Site Photos



View of Northeast corner at waterfront.



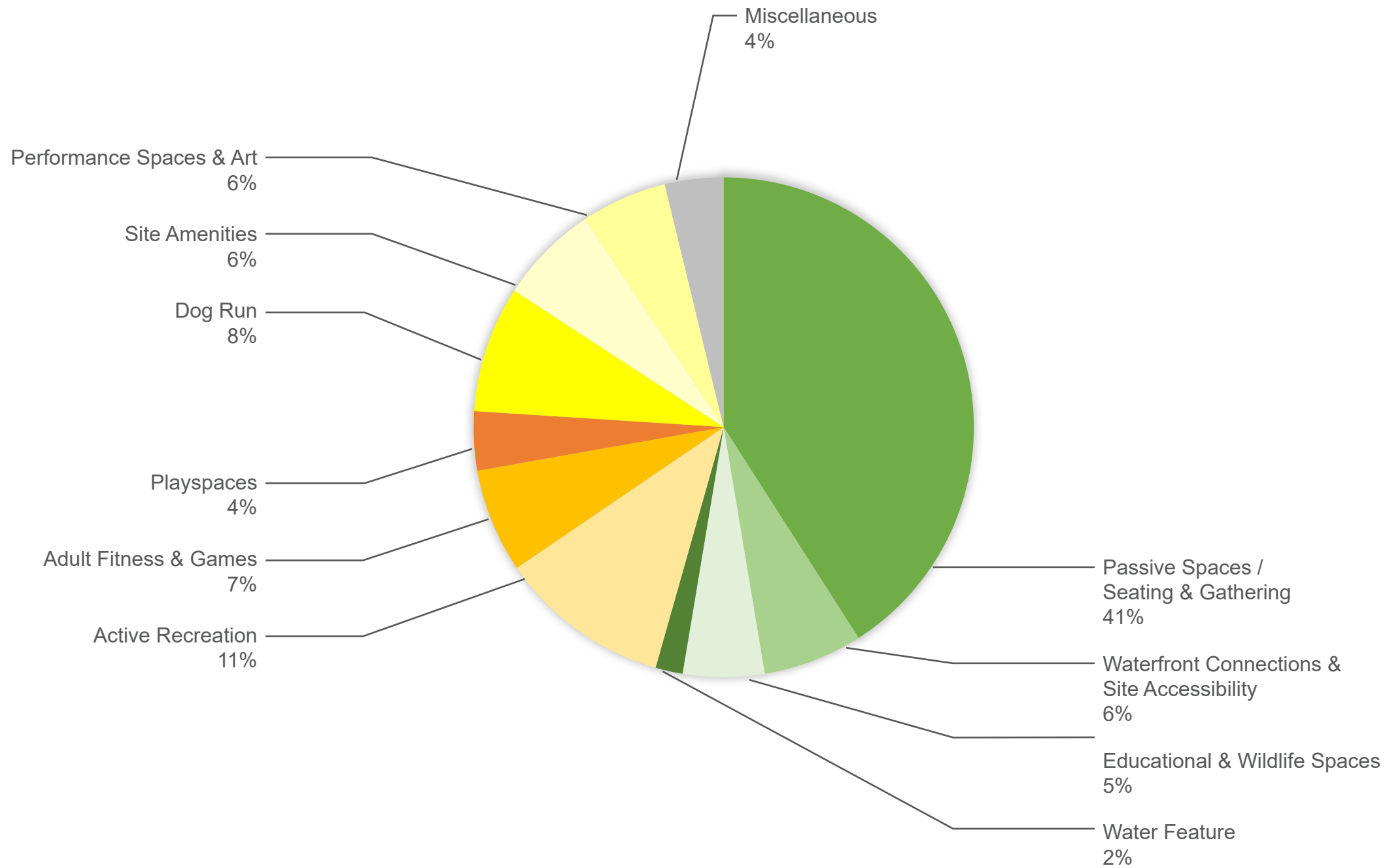
View west from existing ERU building roof.



NYCEDC



Box Street Park | Site Photos



Summary

Passive	Passive Spaces / Seating & Gathering	41%
	Waterfront Connections & Site Accessibility	6%
	Educational & Wildlife Spaces	5%
	Water Feature	2%
Active	Active Recreation	11%
	Adult Fitness & Games	7%
	Bocce Ping-Pong Tai Chi	
	Playspaces	4%
Amenities	Dog Run	8%
	Site Amenities	6%
	Performance Spaces & Art	6%
Other	Miscellaneous	4%
	Greenmarket	
	Food trucks	



NYCEDC



Box Street Park | Community Input Meeting (April 05, 2018)



NYCEDC



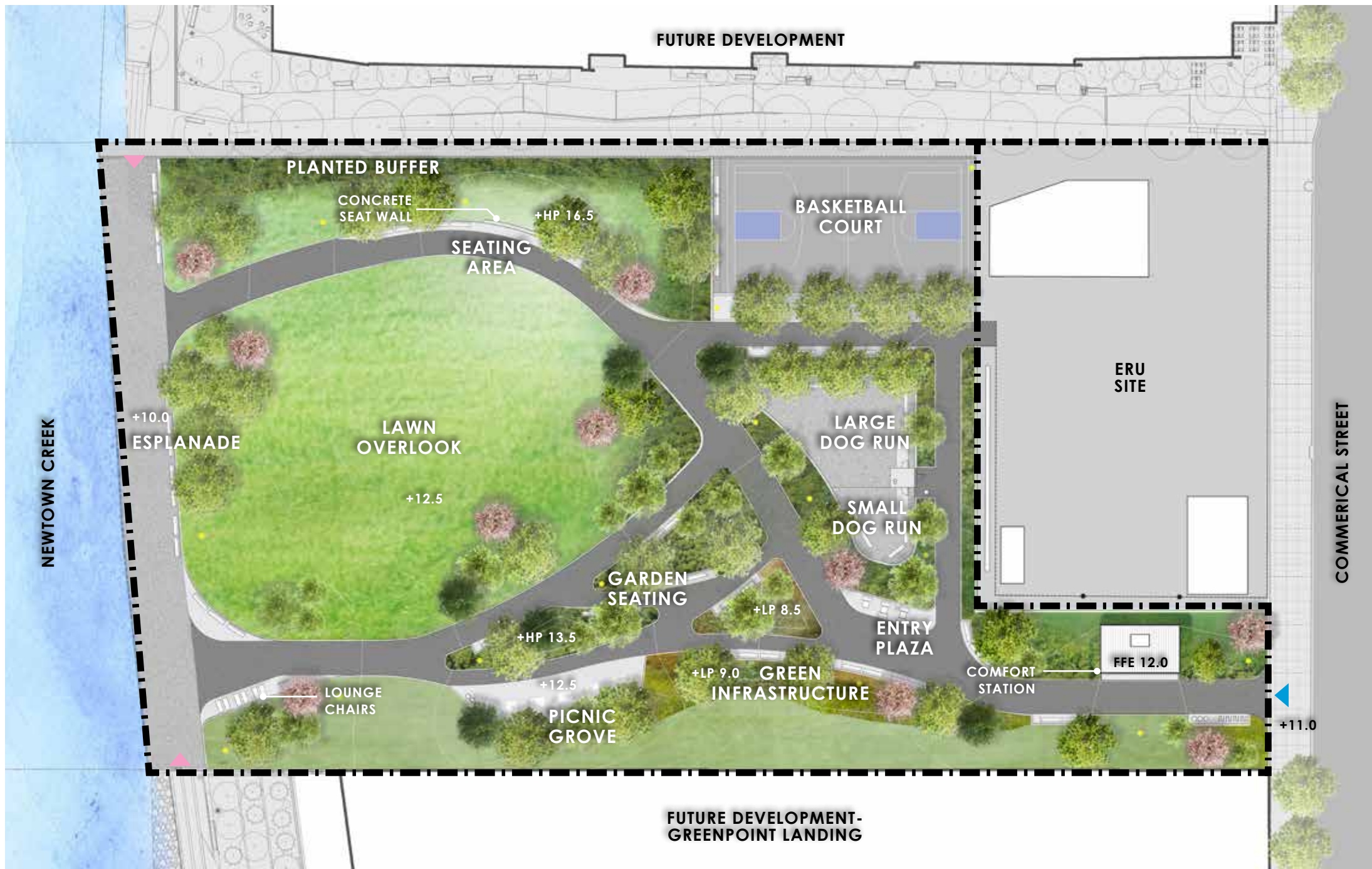
Box Street Park | Schematic Design - Waterfront Views



NYCEDC



Box Street Park | Schematic Design - Waterfront Connections



LEGEND

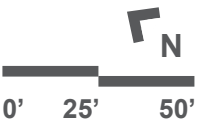
- ▬▬▬ Project Limits
- Asphalt Block Pavers
- Asphalt Pavement
- Decomposed Granite
- Concrete Unit Pavers
- Concrete Pavement
- ▶ Park Entrance
- ▶ Future Park Entrance /Connection
- Flushing Meadows Light Pole
- ▬ 1964 Worlds Fair Bench
- Companion Seating
- Game Table and Benches
- Trash Receptacle
- ▬ Bike Rack
- Drinking fountain
- 🌳 Canopy Tree
- 🌳 Small Tree
- 🌳 Evergreen Tree
- 🌳 Flowering Tree

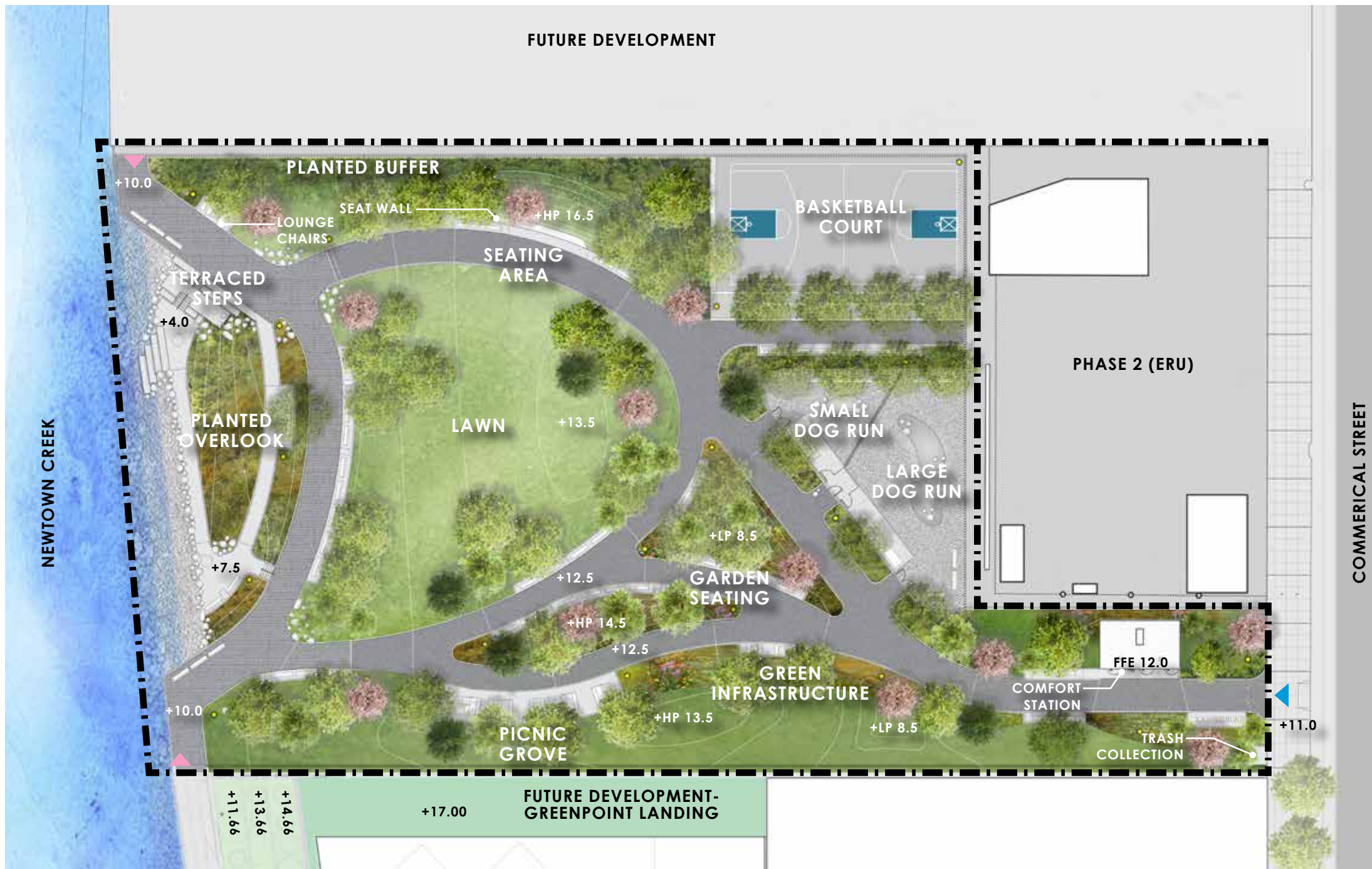


NYCEDC
























Box Street Park | Schematic Design - November 2018





LEGEND

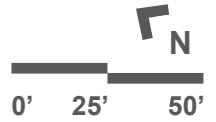
-  Project Limits
-  Asphalt Block Pavers
-  Asphalt
-  Stone Screenings
-  Park Entrance
-  Future Park Entrance /Connection
-  Flushing Meadows Light Pole
-  1964 Worlds Fair Bench
-  Lounge Chairs
-  Companion Seating
-  ADA Turning Radius
-  Game Table and Benches
-  Trash Receptacle
-  Bike Rack
-  Drinking Fountain and Bottle Filler
-  Pet Fountain and Bottle Filler
-  Removable Bollard
-  Canopy Tree
-  Small Tree
-  Evergreen Tree
-  Flowering Tree



NYCEDC



Box Street Park | Schematic Design - Revised Site Plan





NYCEDC



Box Street Park | Schematic Design - November 2018



NYCEDC



Box Street Park | Schematic Design - Revised



LEGEND

- Project Limits
- Asphalt Block Pavers
- Asphalt
- Stone Screenings
- Park Entrance
- Future Park Entrance /Connection
- Flushing Meadows Light Pole
- 1964 Worlds Fair Bench
- Steel Lounge Chair
- Companion Seating
- ADA Turning Radius
- Game Table and Benches
- Trash Receptacle
- Bike Rack
- Drinking Fountain and Bottle Filler
- Pet Fountain and Bottle Filler
- Removable Bollard
- Canopy Tree
- Small Tree
- Evergreen Tree
- Flowering Tree

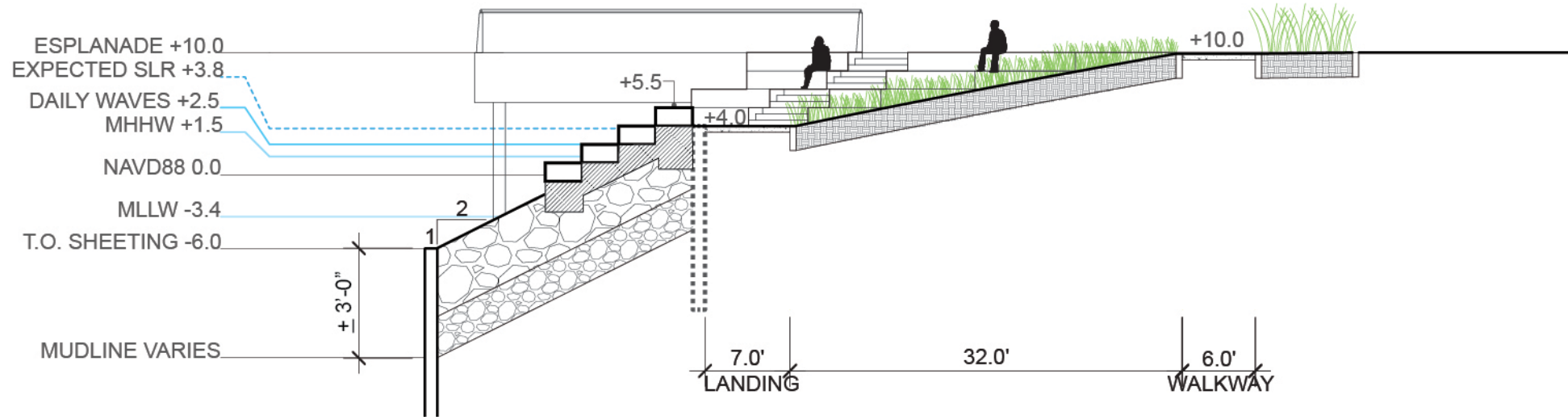


NYCEDC

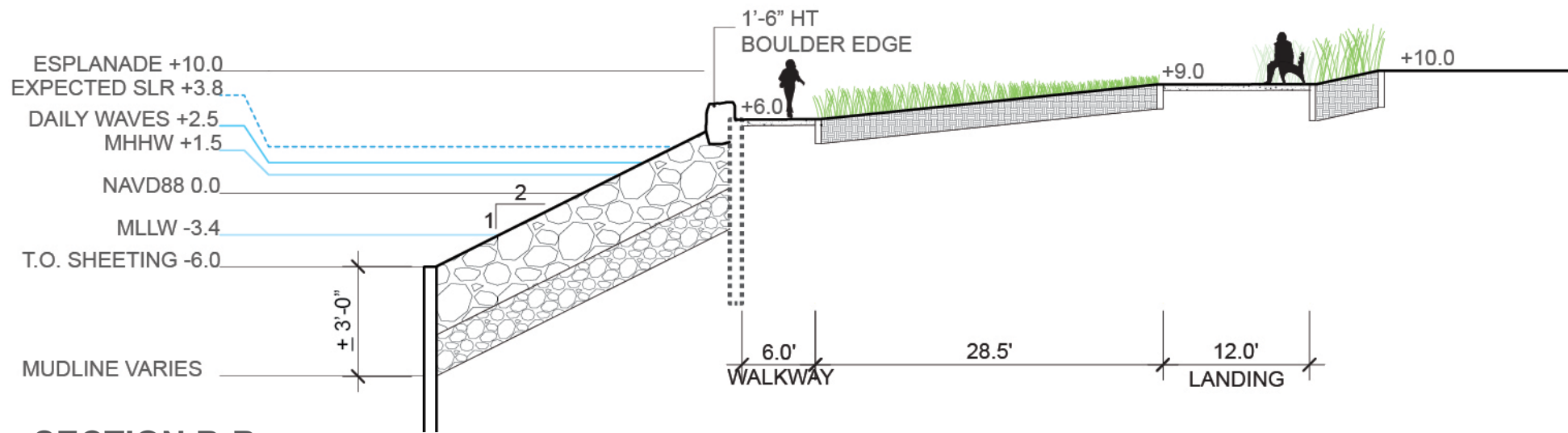


Box Street Park | Plan Enlargement - Waterfront





SECTION A-A



SECTION B-B

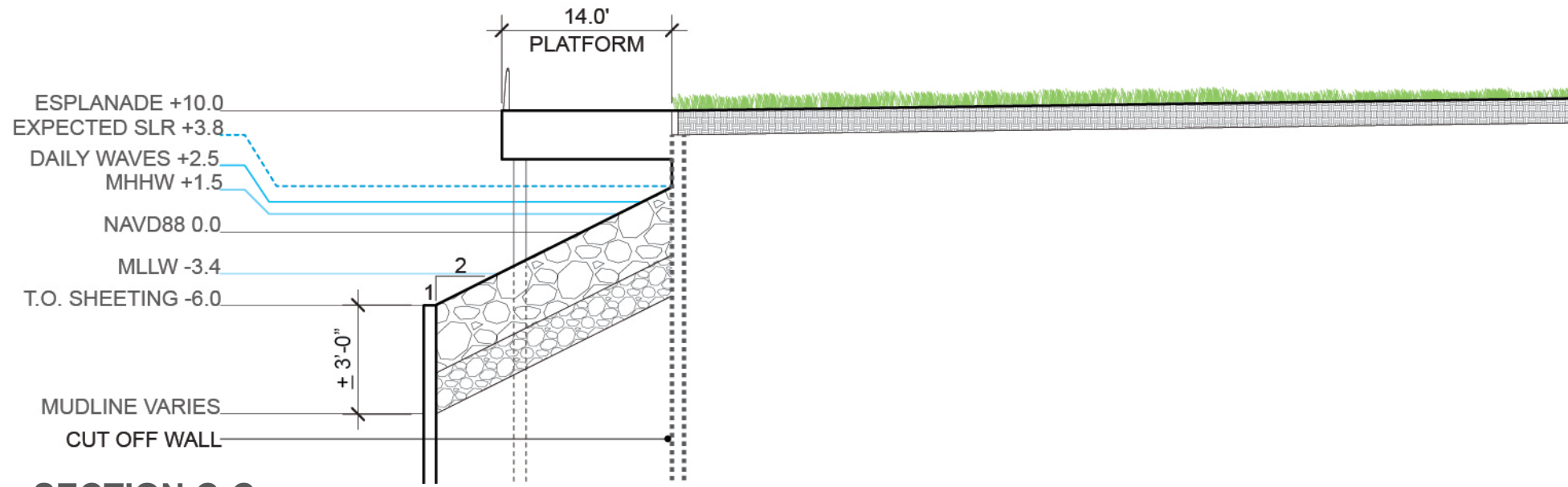


NYCEDC

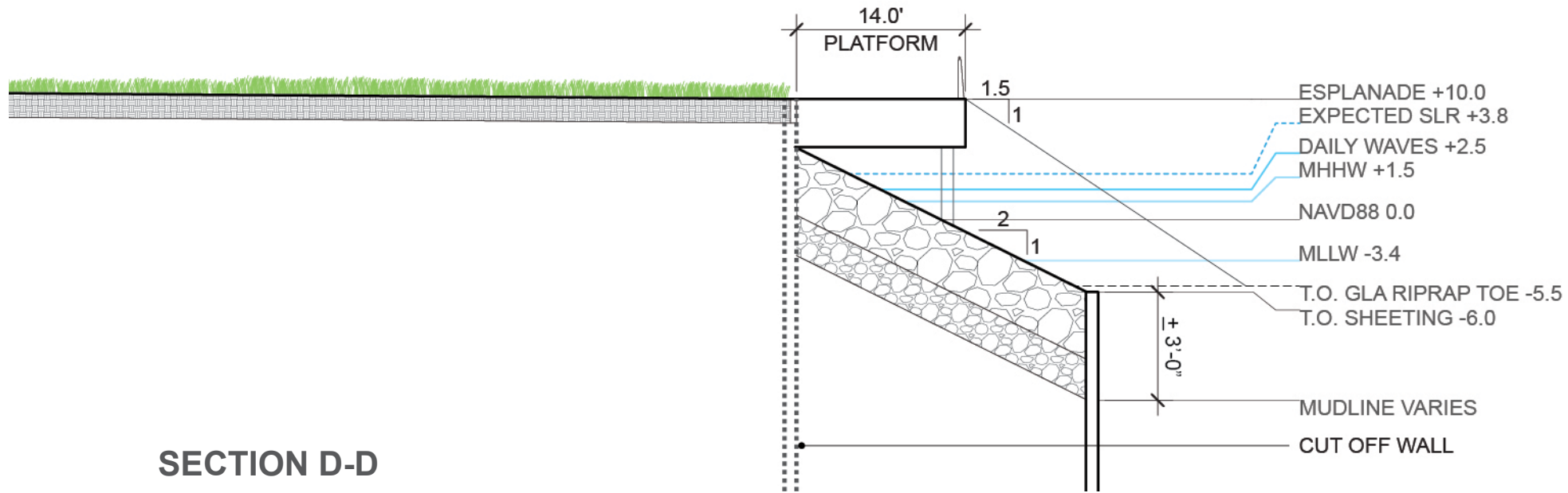


Box Street Park | Waterfront Sections

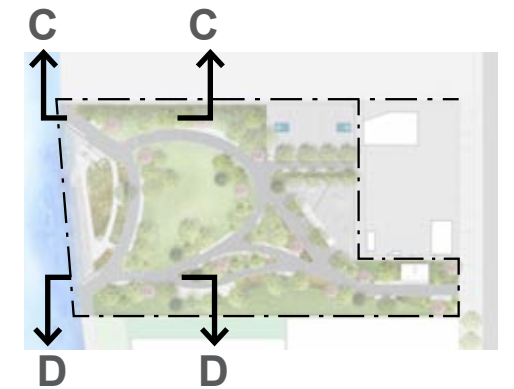




SECTION C-C



SECTION D-D



NYCEDC



Box Street Park | Waterfront Sections

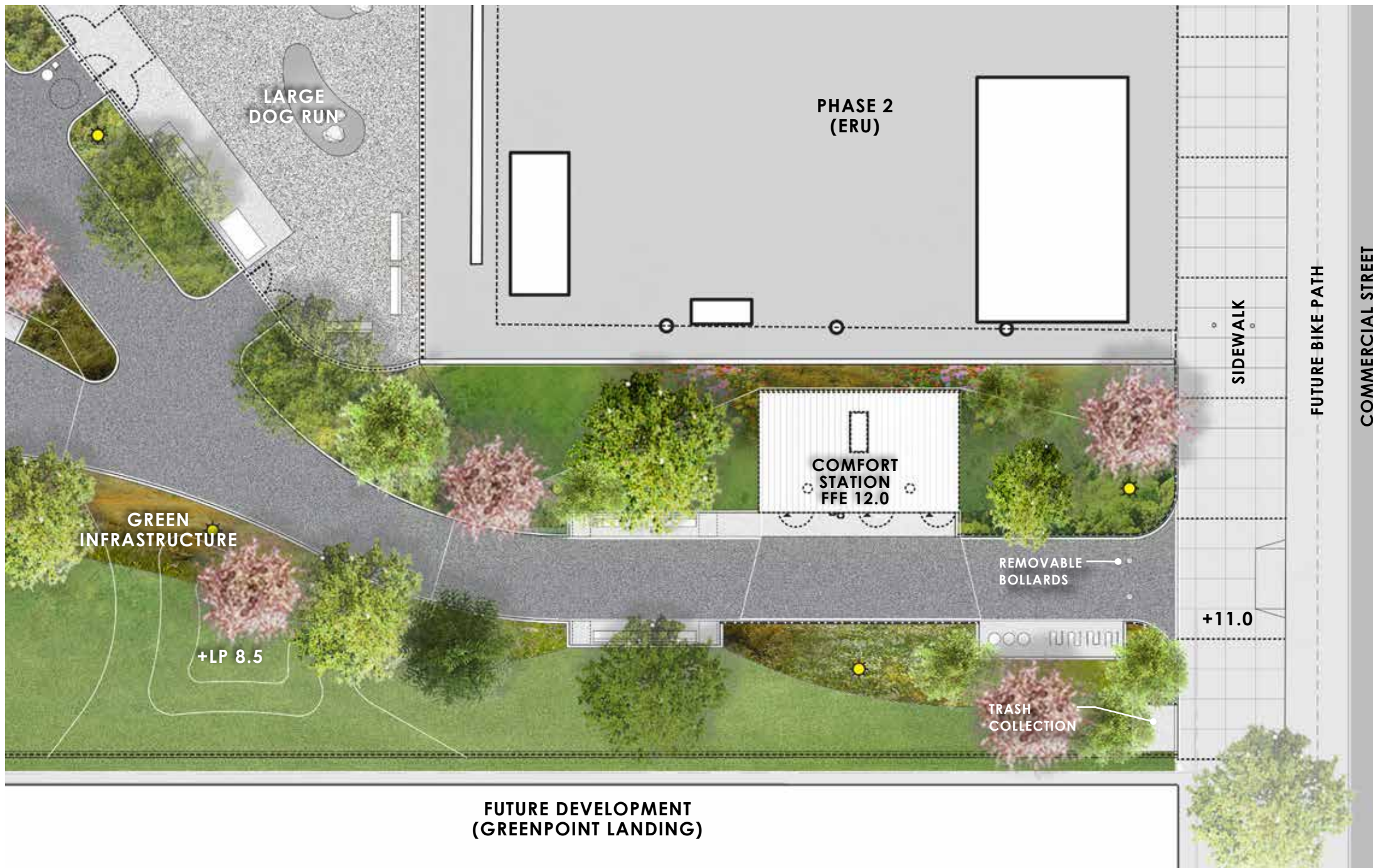




NYCEDC



Box Street Park | Precedent Images



LEGEND

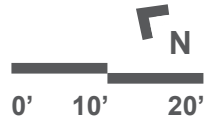
- Project Limits
- Asphalt Block Pavers
- Asphalt
- Stone Screenings
- Park Entrance
- Future Park Entrance /Connection
- Flushing Meadows Light Pole
- 1964 Worlds Fair Bench
- Steel Lounge Chair
- Companion Seating
- ADA Turning Radius
- Game Table and Benches
- Trash Receptacle
- Bike Rack
- Drinking Fountain and Bottle Filler
- Pet Fountain and Bottle Filler
- Removable Bollard
- Canopy Tree
- Evergreen Tree
- Small Tree
- Flowering Tree



NYCEDC
























Box Street Park | Plan Enlargement - Park Entrance





LEGEND

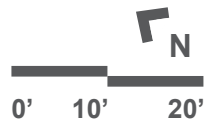
-  Project Limits
-  Asphalt Block Pavers
-  Asphalt
-  Stone Screenings
-  Park Entrance
-  Future Park Entrance /Connection
-  Flushing Meadows Light Pole
-  1964 Worlds Fair Bench
-  Steel Lounge Chair
-  Companion Seating
-  ADA Turning Radius
-  Game Table and Benches
-  Trash Receptacle
-  Bike Rack
-  Drinking Fountain and Bottle Filler
-  Pet Fountain and Bottle Filler
-  Removable Bollard
-  Canopy Tree
-  Small Tree
-  Evergreen Tree
-  Flowering Tree



NYCEDC



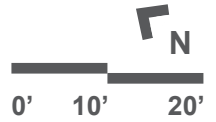
Box Street Park | Plan Enlargement - Dog Run/Garden Seating/Picnic Grove

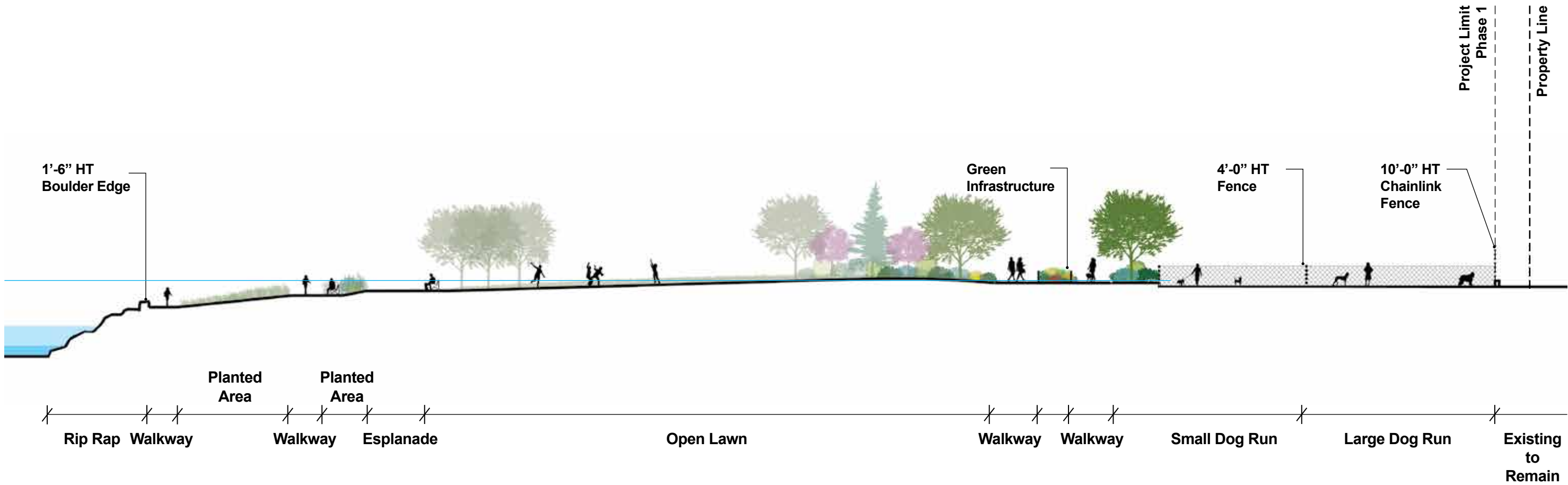




LEGEND

- ■ ■ Project Limits
- Asphalt Block Pavers
- Asphalt
- Stone Screenings
- ▶ Park Entrance
- ▶ Future Park Entrance /Connection
- Flushing Meadows Light Pole
- ▬ 1964 Worlds Fair Bench
- Steel Lounge Chair
- Companion Seating
- ADA Turning Radius
- Game Table and Benches
- ∞ Trash Receptacle
- ∞ Bike Rack
- ∞ Drinking Fountain and Bottle Filler
- ∞ Pet Fountain and Bottle Filler
- Removable Bollard
- Canopy Tree
- Evergreen Tree
- Small Tree
- Flowering Tree



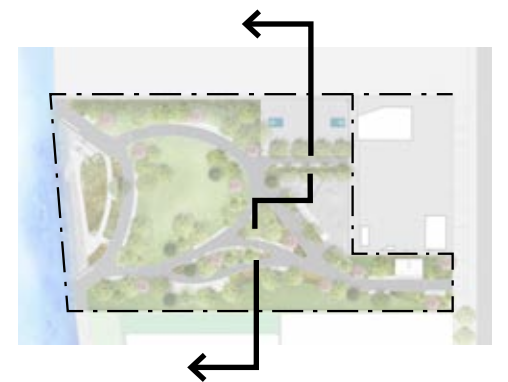
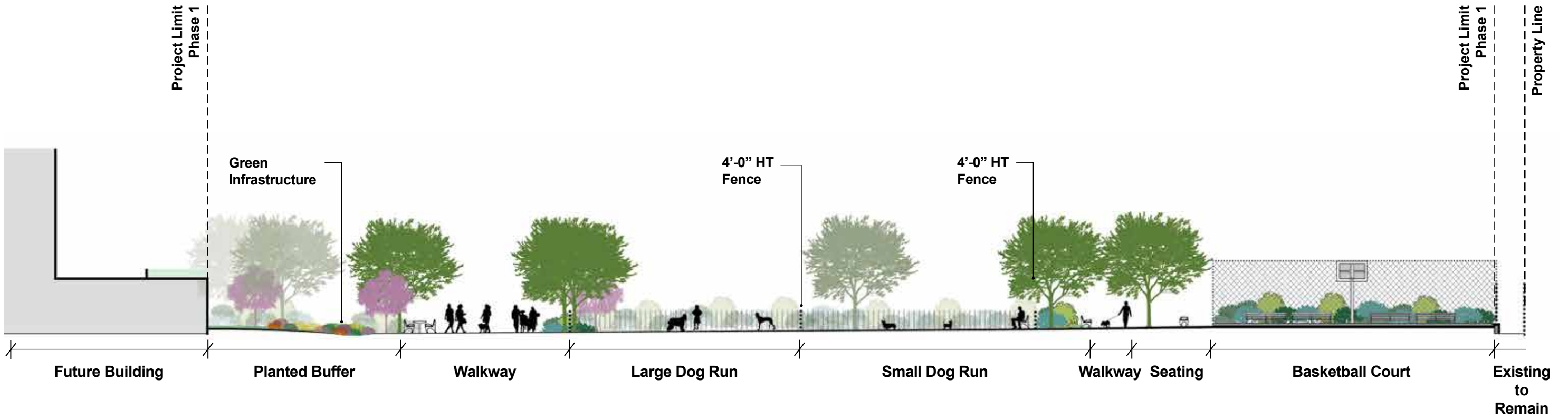


NYCEDC



Box Street Park | Schematic Site Sections





NYCEDC



Box Street Park | Schematic Site Sections





NYC Parks

NYCEDC



Stantec

Box Street Park | Schematic Design - Waterfront Views

FUTURE DEVELOPMENT

NEWTOWN CREEK

COMMERICAL STREET

FUTURE DEVELOPMENT - GREENPOINT LANDING

LEGEND

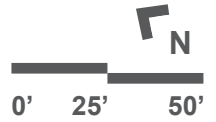
- Project Limits
- 1964 WF Bench with Back
- 1964 WF Bench, Backless
- Steel Lounge Chair
- Seat Wall
- Picnic Table (3)
- ADA Picnic Table (2)
- Game Table (3)
- ADA Game Table (1)
- Companion Seating



NYCEDC



Box Street Park | Seating Diagram





Bench Seating

Item: 1964 World's Fair Bench with Integral Arms
 Manufacturer: Kenneth Lynch & Sons
 Material: Galvanized steel fram with RPL slats
 Color/Finish: Grey RPL



Lounge Seating

Item: Chaise Lounge MCL720
 Manufacturer: Maglin
 Material: Steel
 Color/Finish: Orange Powdercoated



Picnic Tables & Seating

Item: Standard and ADA 7' Picnic Table
 Manufacturer: All City Play Equipment
 Material: Steel supports and RPL slats
 Color/Finish: Grey RPL, black powdercoat



Chess Table

Item: Concrete Chess Table
 Manufacturer: Kenneth Lynch & Sons
 Material: Concrete
 Color/Finish: Concrete with graffiti resistant coating



Trash Receptacle

Item: Public Space Receptacle Bins
 Manufacturer: Maglin, or approved equal
 Material:
 Color/Finish: Blue/Green/Grey



Hi-Lo Fountain and Water Bottle Filler

Item: 10145 SMSS
 Manufacturer: Most Dependable Fountains
 Material: Stainless Steel
 Color/Finish: Satin Finish



Pedestrian Lighting

Item: Flushing Meadows Luminaire & Pole
 Manufacturer: Sentry Electric
 Material: Steel
 Color/Finish: Powdercoat RAL 9006 Matte/Silver



Bike Rack

Item: Flo
 Manufacturer: Landscape Forms
 Material: Stainless Steel
 Color/Finish: Polished



NYCEDC



Box Street Park | Site Furnishings



Stainless Steel Sea Rail

Item: Sea Rail at Esplanade
 Manufacturer: Summit Steel or approved equal
 Material: Stainless Steel



Steel Bollard - Removable

Item: Steel Pipe Bollard
 Manufacturer: All City Play Equipment
 Material: Steel
 Color/Finish: Powder-coated, Black



Landscape Boulders

Item: Landscape Boulders
 Manufacturer: New York Quarries, or approved equal
 Material: Alcove Bluestone




Waterfront Terraced Steps

Item: Landscape Seating Steps
 Manufacturer: New York Quarries, or approved equal
 Material: Alcove Bluestone



Concrete

Item: Concrete Sidewalks, Curbs, Bench Pads
 Manufacturer: Scofield or approved equal
 Color/Finish: Porcelain Gray, Broom Finish



5" x 12" Running Bond

Asphalt Block Pavers

Item: Grand Tudor
 Manufacturer: Hanover or approved equal
 Dimensions: 5" x 12" x 3"
 Color/Finish: Matrix 10, Ground Finish



Concrete Permeable Pavers

Item: EcoPiora Paver
 Manufacturer: Unilock or approved equal
 Dimensions: 5" X 5" X 3"
 Color/Finish: Umbriano Winter Marvel



Skate Deterrents at Concrete Seat Wall

Item: Eugene T
 Manufacturer: Skatestoppers or approved equal
 Material: Aluminum



NYCEDC



Box Street Park | Site Furnishings and Materials



Dog Bag Dispenser

Item: Dog Bag Dispenser and Sign
 Manufacturer: Mutt Mitt or approved equal



Bottle Filler with Dog Bowl

Item: 10145 SMSS
 Manufacturer: Most Dependable Fountains
 Material: Stainless Steel
 Color/Finish: Satin Finish



4ft Wire Mesh Fence and Gate on Concrete Curb

Item: Dog Run Fence
 Material: Galvanized Steel, Iron
 Color/Finish: Silver Powdercoat



Storage Container/Lock Box

Item: Storage Container
 Manufacturer: Knaack or approved equal
 Material: Stainless Steel
 Color/Finish: Powdercoat Green, No Logo



Stone Screenings

Item: Stone Screenings
 Color/Finish: Granite or Bluestone



Concrete and Landscape Boulders

Item: Concrete Play Hills
 Manufacturer: Scofield, New York Quarries, or approved equal
 Color/Finish: Amethyst Ice, Broom Finish, Alcove Bluestone



NYCEDC



Box Street Park | Dog Run Materials and Furnishings



Nyssa sylvatica
Blackgum



Quercus bicolor
Swamp White Oak



Aronia arbutifolia 'Brilliantissima'
Red Chokeberry



Cornus sericea
Red Twig Dogwood

TREES

SHRUBS



Iris versicolor
Northern Blue Flag Iris



Monarda didyma
Bee Balm



Panicum amarum
Bitter Panic Grass



Salvia nemorosa
Woodland Sage

PERENNIALS AND GRASSES



NYCEDC



Stantec

Box Street Park | Planting Palette - Green Infrastructure

NYC Parks



Amelanchier x grandiflora 'Autumn Brilliance'
Shadblow Serviceberry



Cercis canadensis
Eastern Redbud



Quercus rubra
Red Oak



Pinus strobus
Eastern White Pine



Gleditsia triacanthos
Honeylocust

TREES



Liquidambar styraciflua
Sweetgum



Clethra alnifolia
Sweet Pepperbush



Ilex opaca
American Holly



Ilex glabra
Inkberry



Ilex verticillata
Winterberry

SHRUBS



NYCEDC



Box Street Park | Planting Palette - Upland



Fothergilla gardenii 'Suzanne'
Dwarf Fothergilla



Rhus Aromatica 'Gro-Low'
Grow Low Fragrant Sumac



Rosa virginiana
Virginia Rose



Lindera glauca v. *salicifolia*
Greybush Spicebush



Prunus maritima
Beach Plum

SHRUBS



Nepeta racemosa
Catmint



Oenothera biennis
Common Evening Primrose



Pennisetum alopecuroides
Fountain Grass



Sesleria autumnalis
Autumn Moor Grass



Eragrostis spectabilis
Purple Love Grass

PERENNIALS

GRASSES



NYCEDC



Box Street Park | Planting Palette - Upland



Hudsonia tomentosa
False Beach Heather



Myrica pensylvanica
Bayberry



Prunus maritima
Beach Plum



Rosa virginiana
Virginia Rose



Asclepias syriaca
Common milkweed

SHRUBS

PERENNIALS



Cakile edentula
American Searocket



Solidago sempervirens
Seaside Goldenrod



Ammophila brevigulata
Beach Grass



Panicum amarum
Bitter Panic Grass



Schizachyrium scoparium
Little Bluestem

PERENNIALS

GRASSES



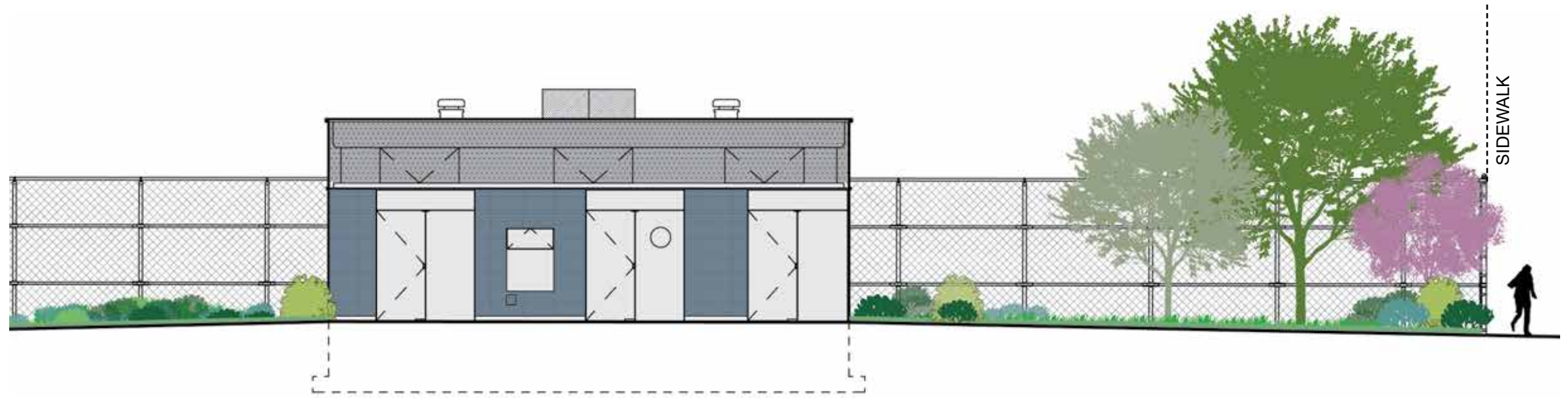
NYCEDC



Box Street Park | Planting Palette - Waterfront Overlook

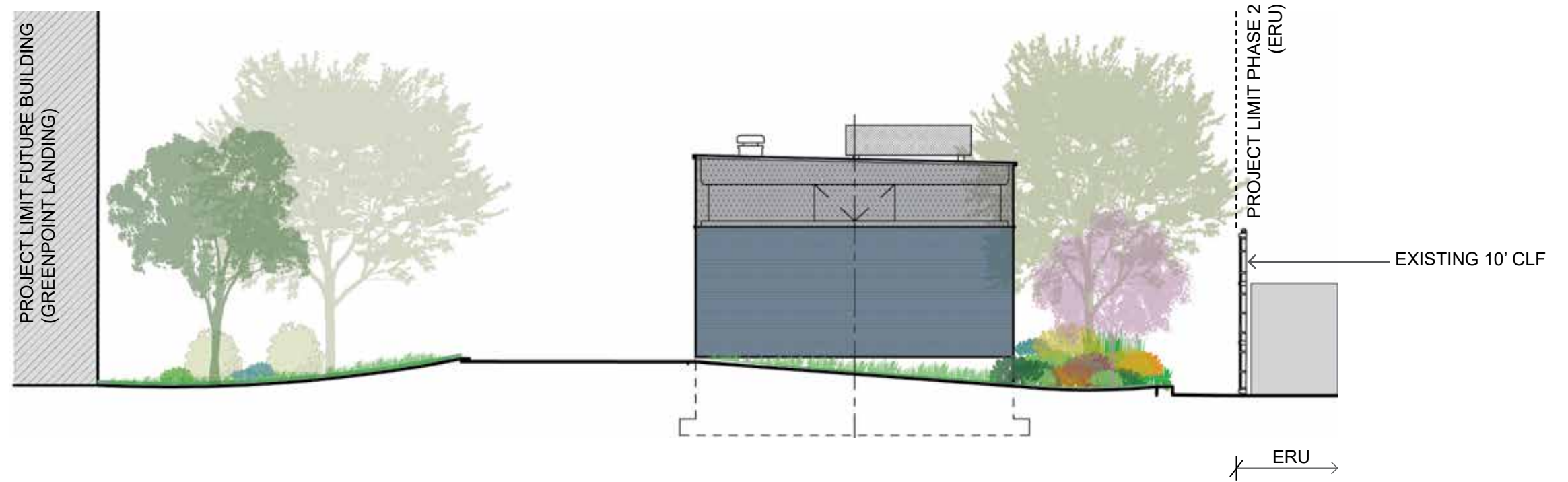
NYC Parks

14'-8"
 12'-8"
 8'-4"
 FFE 12.0



WEST ELEVATION

FFE 12.0
 EL+ 10.0



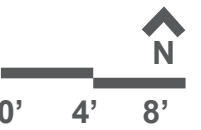
SOUTH ELEVATION

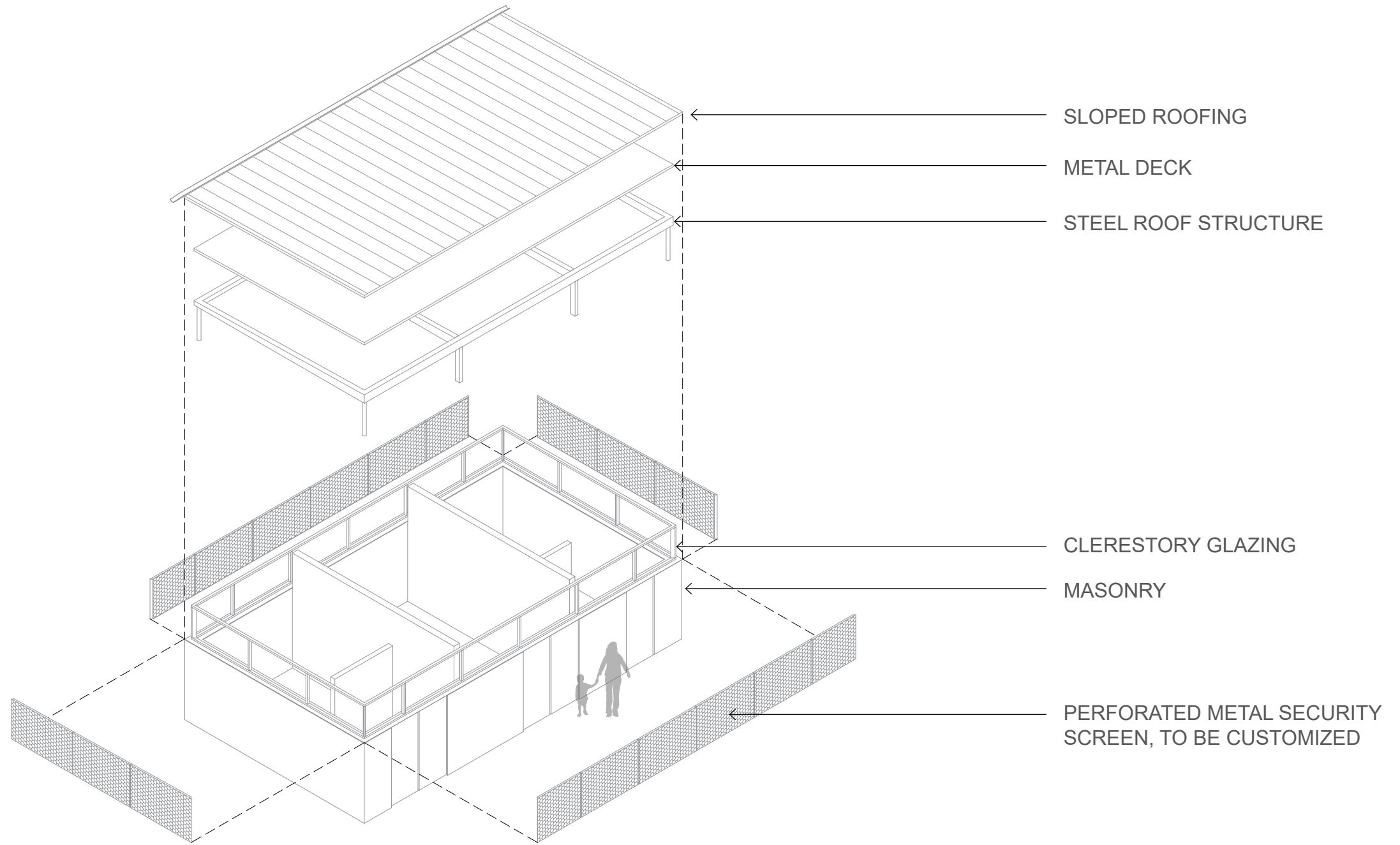


NYCEDC



Box Street Park | Comfort Station Prototype - Elevations 1/8" = 1'-0"



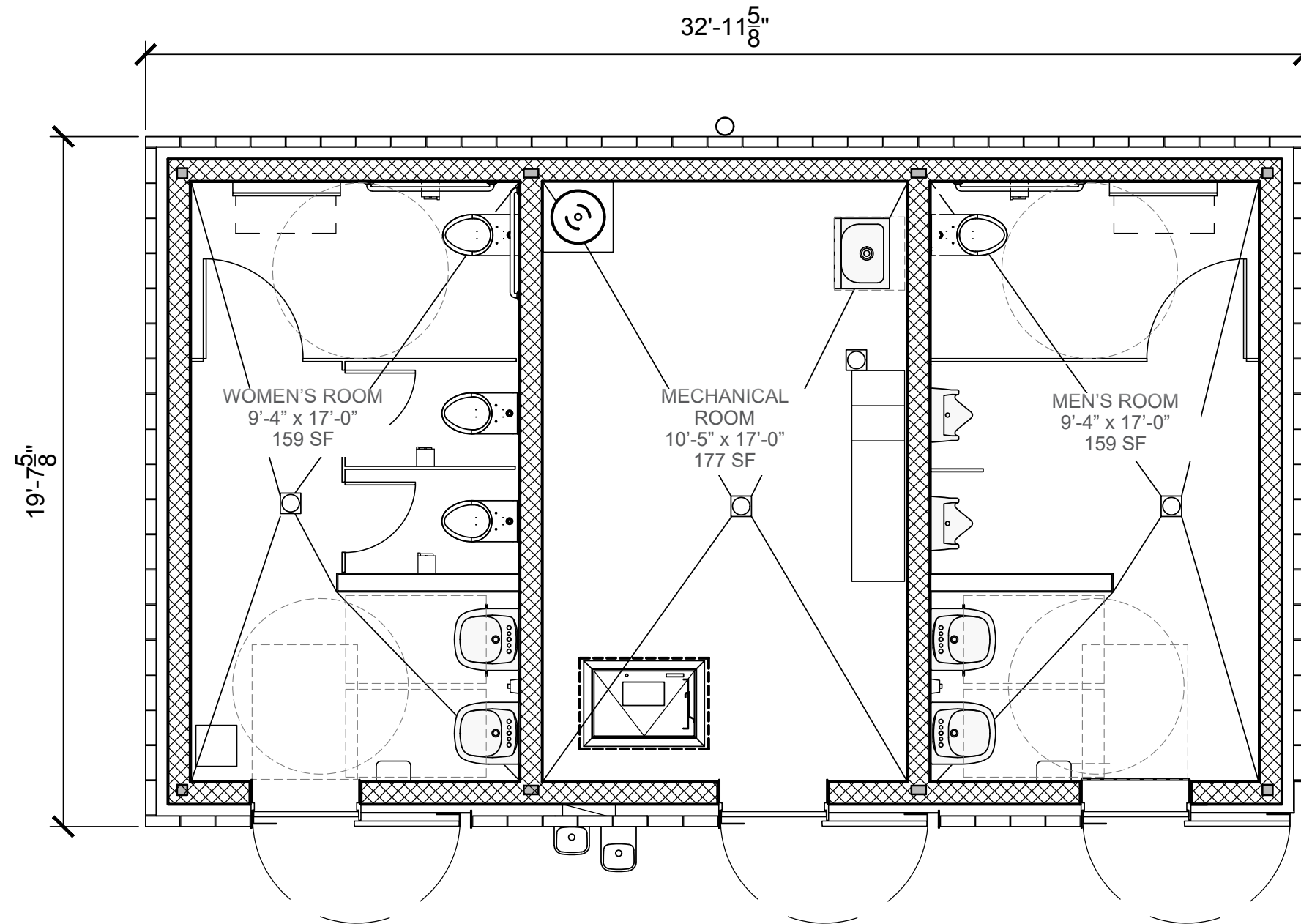


NYCEDC



Stantec

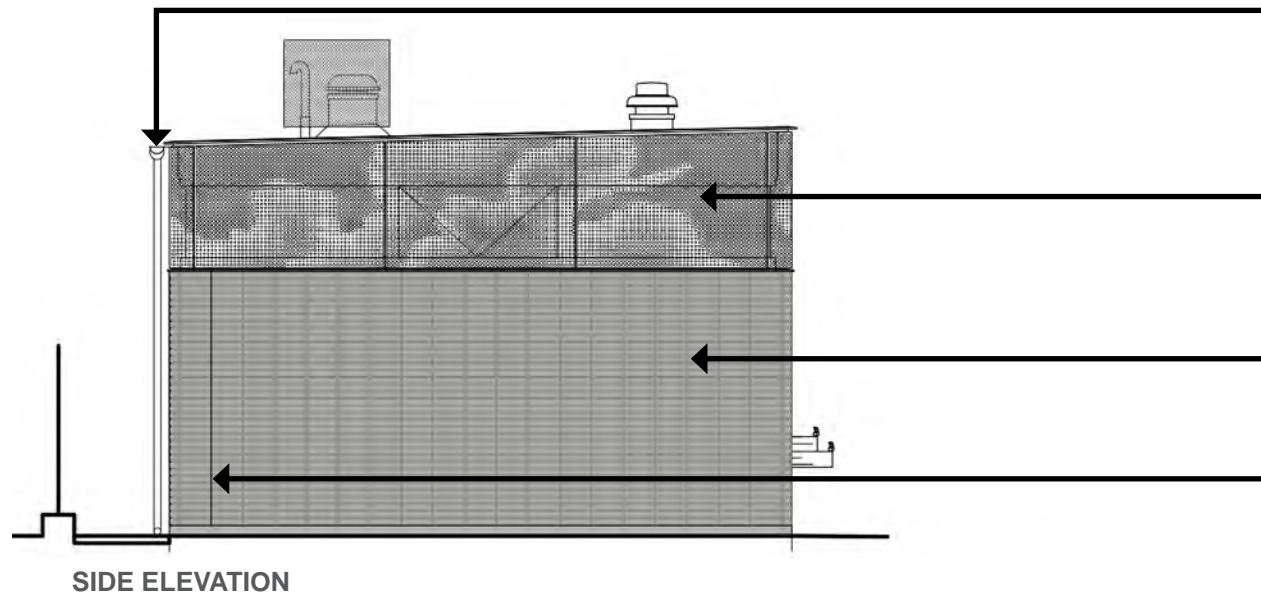
Box Street Park | Comfort Station Prototype



NYCEDC



Box Street Park | Comfort Station Prototype - Floor Plan 1/4" = 1'-0"



3" STAINLESS STEEL
L-SHAPED DOWNSPOUT

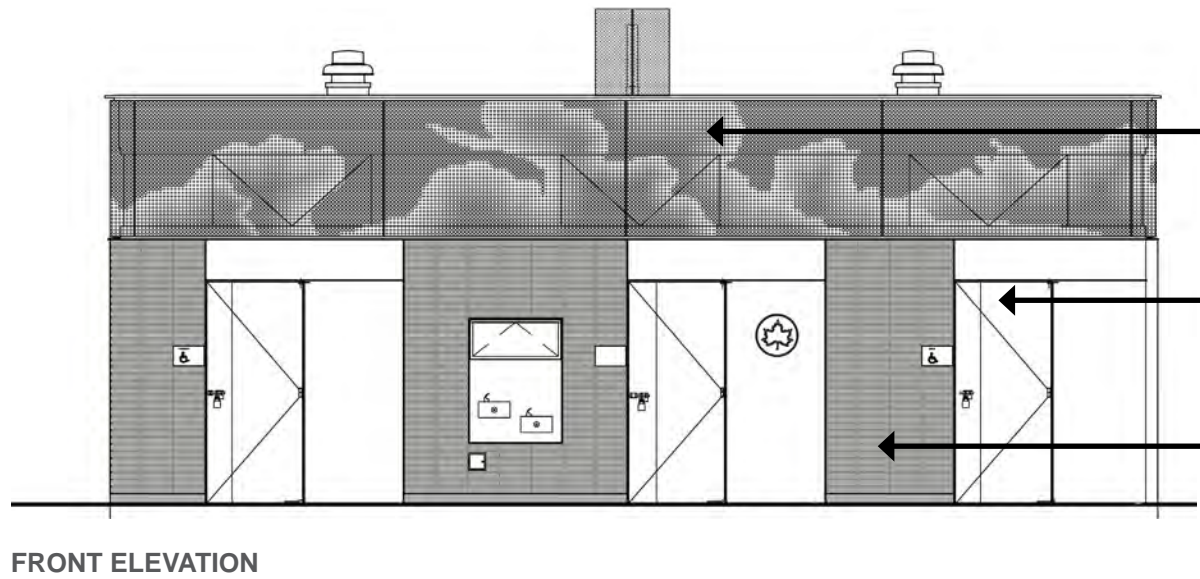
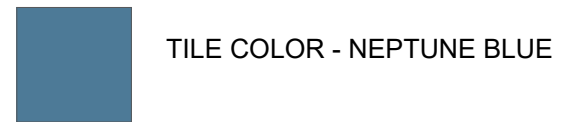
PERFORATED METAL
SECURITY SCREEN WITH
CLERESTORY GLAZING

MASONRY

EXPANSION JOINT



CLOUDS SCREEN DESIGN AT PS 197



PERFORATED METAL
SECURITY SCREEN WITH
CLERESTORY GLAZING

STAINLESS STEEL TOILET
ROOM DOOR

MASONRY

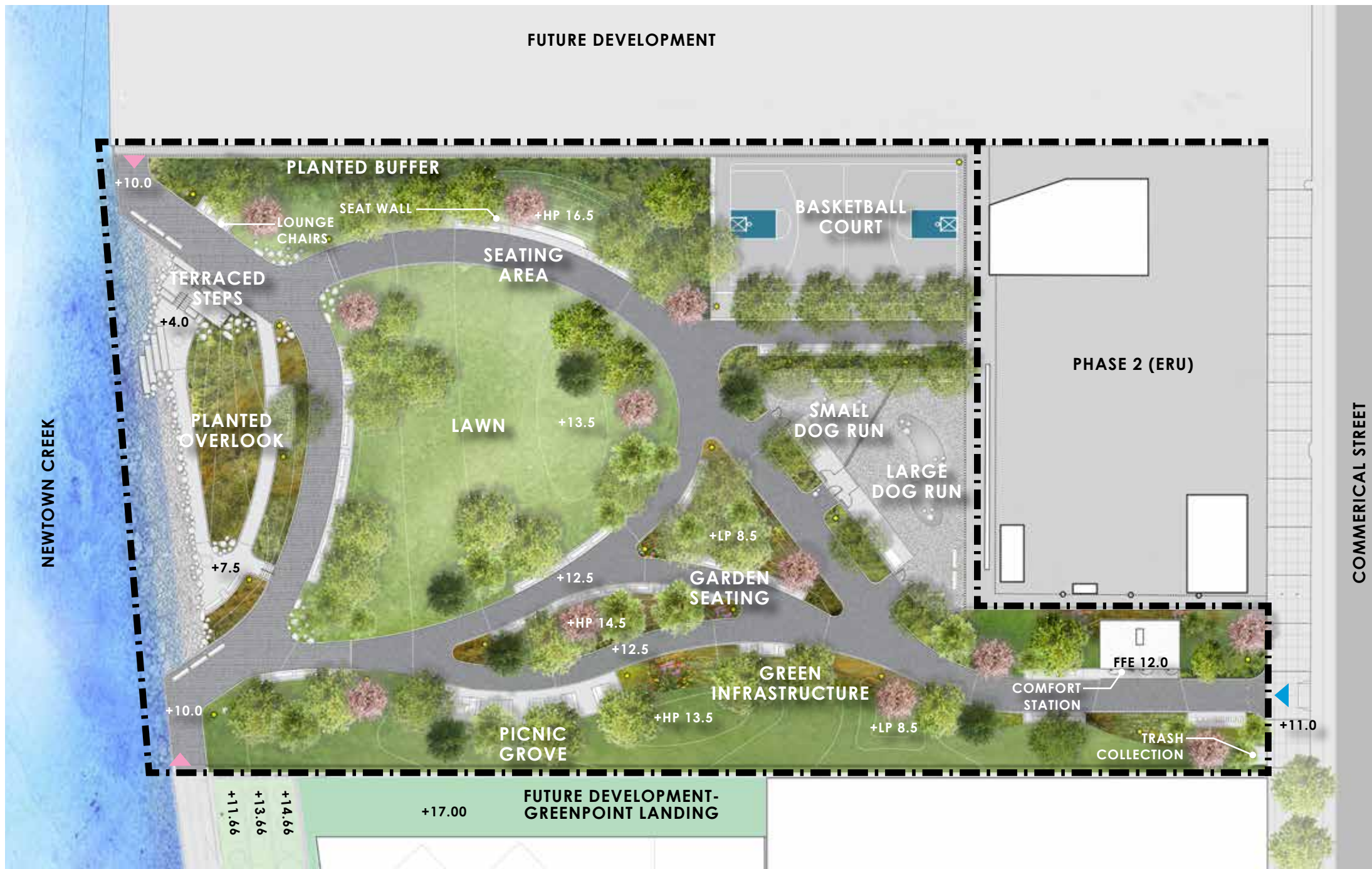


NYCEDC



Box Street Park | Comfort Station Prototype - Front Elevation 1/4" = 1'0"





LEGEND

- ■ ■ Project Limits
- Asphalt Block Pavers
- Asphalt
- Stone Screenings
- ▶ Park Entrance
- ▶ Future Park Entrance /Connection
- Flushing Meadows Light Pole
- ▬ 1964 Worlds Fair Bench
- Lounge Chairs
- Companion Seating
- ADA Turning Radius
- ☰ Game Table and Benches
- Trash Receptacle
- ▬ Bike Rack
- Drinking Fountain and Bottle Filler
- Pet Fountain and Bottle Filler
- Removable Bollard
- Canopy Tree
- Small Tree
- Evergreen Tree
- Flowering Tree



NYCEDC



Box Street Park | Schematic Design

